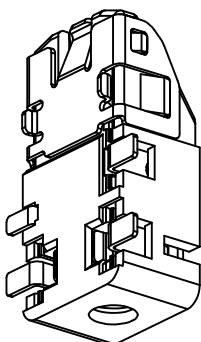
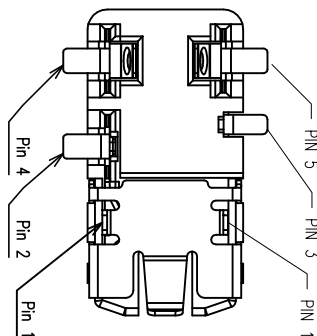
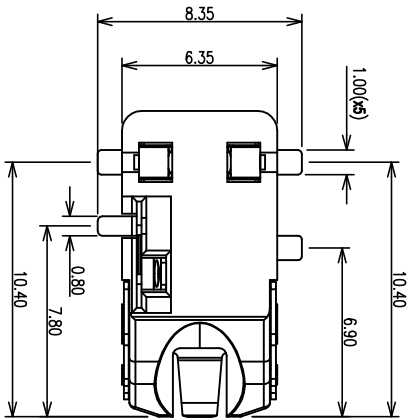
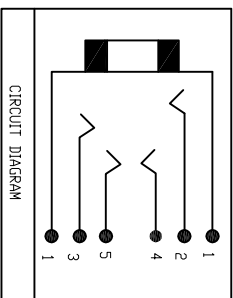
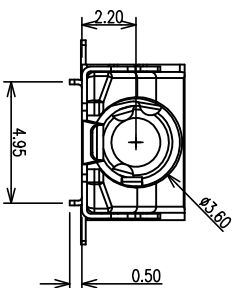
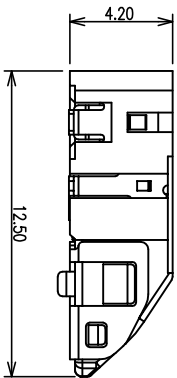


REV	ECN #	DESCRIPTION	DRAWING	APPROVED	DATE
A		NEW RELEASE	DEY1		2012/05/25



- NOTES :
- 1.0) RATING :
- 1.1. VOLTAGE : 12 VDC (R.M.S.)
  - 1.2. CURRENT : 1 AMPERE MAXIMUM PER CONTACT AT 30°C T-RISE
  - 1.3. TEMPERATURE : -25°C TO +85°C
- 2.0) ELECTRICAL CHARACTERISTIC
- 2.1. CONTACT RESISTANCE : INITIAL 50mΩ MAX. AFTER 100m
  - 2.2. INSULATION RESISTANCE : 100 MΩ MIN.
  - 2.3. DIELECTRIC WITHSTANDING VOLTAGE : 500 VAC AT SEA LEVEL
- 3.0) MECHANICAL :
- 3.1. DURABILITY ,MINIMUM: MATED 5000 CYCLES WITHOUT DEGRADING ELECTRICAL
  - 3.2. INITIAL-MATING FORCE: 300g~2000g UNMATING FORCE: 300g~2000g
  - 3.3. AFTER LIFE TESTING-MATING FORCE: 300g~2000g UNMATING FORCE: 300g~2000g



PRODUCT NO.

PJ27-06 A B 03-08

① ② ③ ④

① PRODUCT SERIES:

PJ27: PHONE JACK CONNECTOR

② PIN NO.:

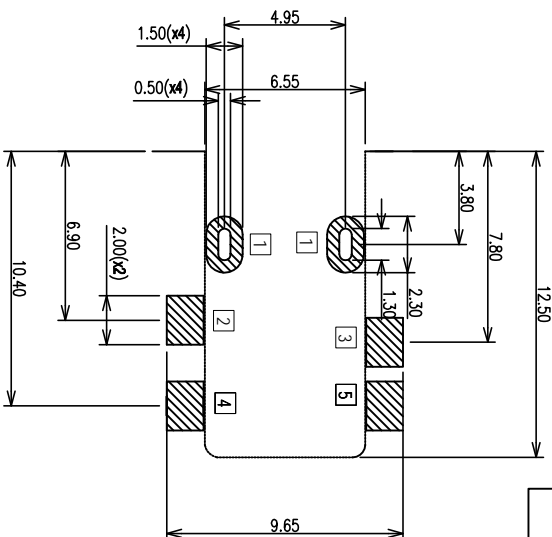
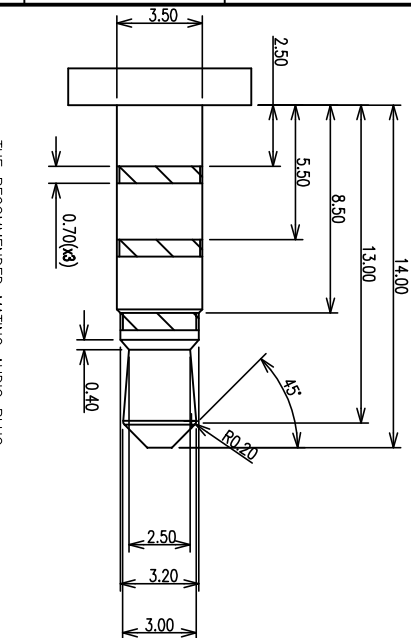
06: 6PIN

③ MATERIAL:

A: LCP

④ SERIES NO.:

08: 板上型, 前插后贴, 插脚间距4.95mm



THE RECOMMENDED MATING AUDIO PLUG  
3.50mm 4 POLE PLUG

RECOMMEND PAD LAYOUT

CUSTOMER DRAWING			YTCONN			
GENERAL TOLERANCE			DRAWING	DEY1	TITLE: AUDIO JACK 3.5mm 斜头	
X ±0.20			APPROVED		板上型 (前插后贴, 插脚间距4.95mm)	
XX ±0.15				P/N:	PJ27-06AB03-08	
XXX ±0.10			DATE	2015.12.17	DRAWING NO.	C-PJ27-08
ANGEL TOLERANCE						
X ±5°						
XX ±2°						
XXX ±1°						