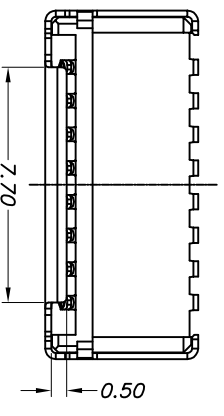
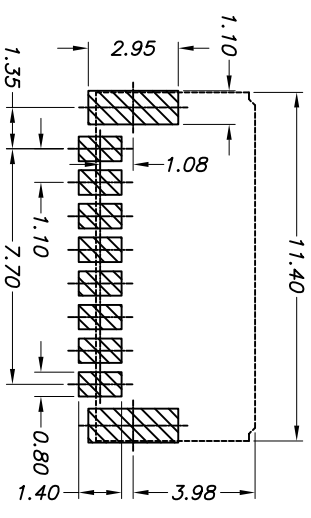
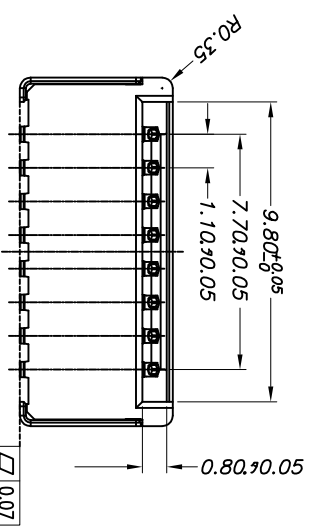
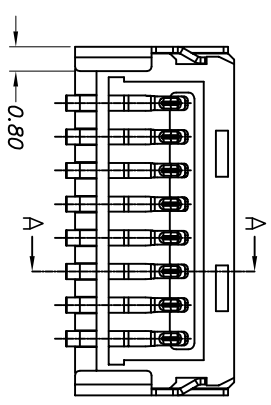
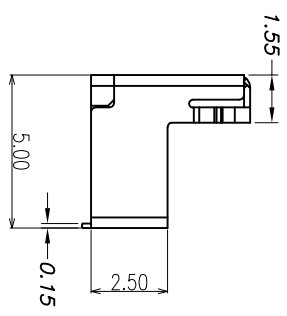
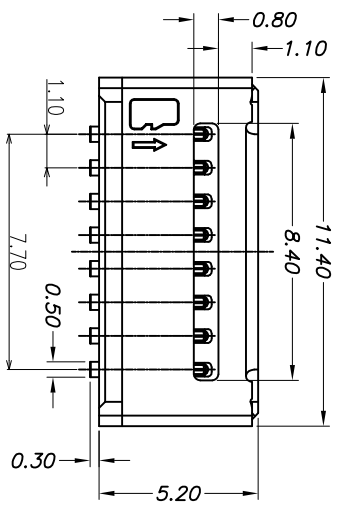
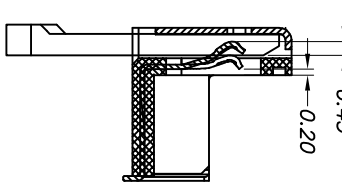
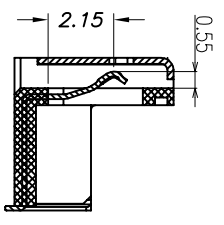


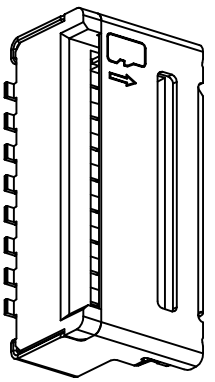
| REV | EON # | DESCRIPTION | DRAWING | APPROVED | DATE |
|-----|-------|-------------|---------|----------|------------|
| A | | NEW RELEASE | DEYI | | 2012.09.14 |
| | | | | | |
| | | | | | |



Section A-A



RECOMMENDED PCB LAYOUT
TOLERANCE ±0.05



- NOTES 1:
- 1.0 RATING.
 - 1.1 VOLTAGE:100 VAC (rms)
 - 1.2 CURRENT: 0.5 AMPERES MAX. PER CONTACT
 - 1.3 OPERATION TEMPERATURE RANGE: -25°C~+90°C
 - 2.0 ELECTRIC CHARACTERISTIC:
 - 2.1 CONTACT RESISTANCE:100mΩ MAX.
 - 2.2 INSULATION RESISTANCE: 1000MΩ
 - 2.3 DIELECTRIC WITHSTANDING
 - VOLTAGE:500V AC FOR 1 MINUTE
 - 3.0 OPERATION LIFE: 5000 CYCLES
 - 4.0 MATERIAL/FINISH:SEE TABLE A

PRODUCT NO.

TF03 - 08 A B 05 - 11
① ② ③ ④

- ① 产品系列: TF03-T-FLASH CARD 简易式
- ② 产品PIN数: 08: 8PIN
- ③ 塑胶材料: A: LCP BLACK
- ④ 流水码: 11: H-5,0MM,无波测端

| | | | | | |
|-------------------------|----------------------------------|--|--------------|--|------------------------|
| CUSTOMER DRAWING | | YTCONN http://www.hnyconn.com | | Dongguan YTCONN Electronics Technology Co., Ltd | |
| GENERAL TOLERANCE | X ±0.20 XX ±0.15 XXX ±0.10 | DRAWING | DEV1 | TITLE: | T-FLASH CARD CONNECTOR |
| ANGEL TOLERANCE | X ±3° XX ±2° XXX ±1° | APPROVED | | P/N: | TF03-08AB05-11 |
| | | DATE | 2015. 12. 17 | DRAWING NO. | C-TF03-11 |
| | | UNIT | mm | SCALE | 1:1 |
| | | SIZE | A4 | SHEET | 1of2 |
| | | REV | A | | |